

Downey Fly Fishers



"The Fishingest Club Around"



Upcoming events

December 5

Christmas Potluck

January 12

General Meeting at
Apollo Park

Happy Holiday Wishes go out to all DFF Members and their Families

Due to the annual Holiday Potluck, there will not be a general meeting for December. The potluck will be held on Saturday, December 5 at the Westminster Village "Town Hall" Club House (see the attached pdf for directions) starting at 4:30pm.

We open the New Year with an excellent program on fly fishing for large brown trout and realistic fly tying with Graham Owen on January 12, 2010.

<http://www.grahamowengallery.com/index.html>. Graham is an excellent angler/fly tier and his professional photography skills truly convey his passion for fly-fishing. We are in for spectacular visual program to start off the New Year! Please join Graham at 6:00pm for his fly tying demonstration.

Well-known Eastern Sierra guide, Pat Jaeger, will be joining us for our February meeting on the 9th. (www.jaeger-flyfishing.com) Eric Callow will give a program on Cal Trout for our March 9th meeting. (<http://www.caltrout.org/>). We have Chad Schiel coming in for our April 13th meeting with many of his innovative warm water patterns. (www.emergefishing.com). Our annual White Elephant Sale is scheduled for April to round out the first part of 2010.

Deadline for the December newsletter is 12/20/09.

Members can email stories to bnmandthegirls@verizon.net or tsuttle@charter.net

"Quote of the Month"

Courtesy of <http://www.flyfishingjoy.com/>

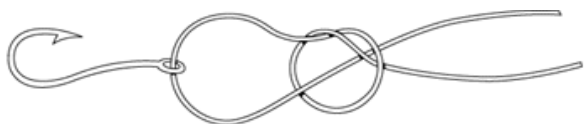
"There he stands, draped in more equipment than a telephone lineman, trying to outwit an organism with a brain no bigger than a breadcrumb, and getting licked in the process."

~By: Paul O'Neil, 1965~

Knots and Rigging: The non-slip mono loop

By: Tod Suttle

Fishing is great for many reasons, but one of the qualities that attracts me the most is the fact that different techniques can be used to accomplish the same goal. As my dad would say, "There is more than one way to skin a cat" and this applies perfectly to each angler's choice of knot. I realize that many anglers learn a few basic knots like the improved clinch and double surgeons, and then call it a day. However, many anglers are constantly searching for new and better knots, practicing and perfecting them, so that we are prepared when it is time to call the new knot into action. If you find yourself interested in knots and rigging, then this new section of the newsletter is for you. The first knot that will be featured is the non-slip mono loop, which has many important uses. Many view the non-slip mono loop as a saltwater knot, but this is not true. Any time that you are retrieving a fly, using a loop knot as a connection will add more action to your offering. If you are dead drifting a dry fly, this knot does little to help your cause, however, if you are trolling or retrieving a streamer, this knot is a winner. A loop connection not only allows your fly to wiggle and undulate during the retrieve, but it also allows bead heads and Clouser style flies to sink "nose" first in a quick and natural way without interference from a binding knot. There are a few different ways to tie this knot, but I have included the one that was popularized by Lefty Kreh. Practice the knot at home so that you are prepared and ready when you are fishing and remember to always moisten your knots before pulling them tight. If you search the web for any knot, you will always find a vast number of pictures and videos to help you along the way. Good luck and if you have a knot or technique to share, please feel free to contact me so we can share it with our other members. The following illustrations and text were taken from: <http://www.basspro.com/webapp/wcs/stores/servlet/CFPage?storeId=10151&catalogId=10001&langId=-1&appId=84&template=knot4.cfm>



This is one of the few knots where you begin the knot before you insert the line in the hook's eye. Make a simple overhand knot. The smaller the overhand knot, the smaller your loop will be. Bring the tag end through the eye and back through the overhand knot. You must return the tag end through the overhand knot the same way you entered it (see illustration).

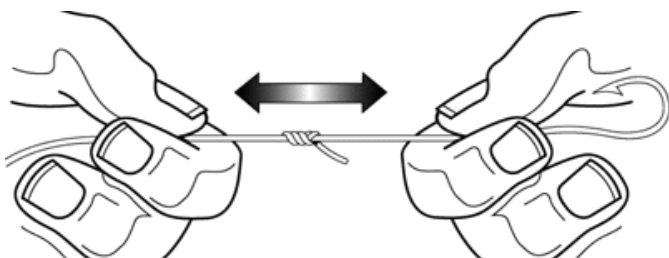


Make the recommended number of turns with the tag end around the standing line.

| Pound Test | # of turns |
|------------|------------|
| 2-6 | 7 |
| 8-12 | 5 |
| 15-40 | 4 |



Return the tag end through the overhand knot the same way you exited the knot (see illustration).



Draw on the tag end until the knot forms together. Then pull on the standing line to close the knot well. Finally, pull on both the tag end and standing line to assure the connection is as tight as possible.

The President's Message

By: John Barnett

Hi Guys,

It was great to see Jim Buchanan and Don Mayo at our last general meeting. We're happy to see that they are "out and about" and getting along a little better. We do enjoy seeing them at our club functions.

The Kid's Day went well. We had quite a few of our club members show up to put the rods and reels together on Friday evening. Quite a few guys made it back on Saturday to help out with Kid's Day. We didn't have as many kids this year as we have had in the past. This could have been due to the cold weather or the colds and flues that are running around with all of the little ones.

We had a club surf outing in Long Beach on Sunday, November 1. About eight people were there out of the ten that signed up. We had pizza, soft drinks, etc, a lot of laughs, and along the way we even caught a few fish. I'd like to do this again because it is so close to home that you can go fishing and be home in a few hours. For those of you who have never fished in the surf, you should join us the next time. Everyone is always willing to help each other, and it is a lot fun.

Our club manned the FFF booth at Bob Marriott's Fly Fishing Show on November 21 & 22. We spoke with quite a few people at the booth who might be interested in joining clubs. As usual, Marriott's put on a great weekend for us like they do every year.

On the 5th of December we will have our annual Christmas Pot Luck. It is in Westminster where we usually have it. There will be great food, raffles, and camaraderie. Brian Matthews heads this up. It's not too late to call Brian (562-425-7936) if you would like to come.

Tight lines,
John Barnett

FLY OF THE MONTH – April 2008 Stimulator By Bob Bates

Courtesy of www.fedflyfishers.org

The Stimulator is a long time favorite for many anglers throughout the world. Its popularity is undoubtedly because of its versatility for many different situations. All that is needed is a change in size, 4 to 18, and color to make fish think that they are going after a huge spring *Pteronarcys californica* stonefly, a summer grasshopper or any season caddis. Even its developer Randall Kaufmann encourages variations in color and size. In *Tying Dry Flies*, 1991 Kaufmann says: "Even a subtle change, like thread color, sometimes seems to make a difference." Follow this link and click on April 2008 for more detailed tying instructions: <http://www.fedflyfishers.org/Default.aspx?tabid=4478>



Materials

Hook: Tiemco 200 R, sizes 4 to 18

Thread: 6/0 Brown

Hackle: Long saddle, brown or furnace

Tail: Elk hair

Abdomen: Peacock herl

Highlights: Touch Dubbing: light green, black or orange

Wing: Elk hair





Clip art courtesy of www.davewhitlock.com

Fly Tying Night at Brian's

There will be no Fly Tying Night at Brian's house due to the Christmas Holidays. Hope to see you all in January. Tight Lines for the New Year!!!

DFF

Board Meeting

Please come and share your ideas about the club policies and practices. We are always looking for new ideas and helpful volunteers to keep the club going strong. There is no board meeting for December due to the holidays, but please attend the meeting in January to share your ideas.

Club Officers

| | |
|------------------------|----------------|
| President: | John Barnett |
| V. President: | Brian Matthews |
| Secretary: | Brian Matthews |
| Treasurer: | Mike Jedlick |
| Past President: | Carl Laski |

Board of Directors

| | |
|--------------------|-----------------|
| Alan Grosdider | Jim Buchannan |
| Mike Jedlick | Terry Mattsuura |
| Eric Rasmussen | Frank Russick |
| Phil "Doc" Solomon | |

Chairpersons

| | |
|---------------------------------|--------------------------------|
| Conservation and FFF rep | Carl Laski |
| Education | John Barnett Bob Stuart |
| Fly bank | Don Mulder Jerry Ferrin |
| Membership | Brian Matthews |
| Newsletter | Tod Suttle Jerry Phan |
| Outings | Position Open |
| Potlucks | Brian Matthews |
| Programs | Zino Nakasuji Ray Sugiyama |
| Publicity | Brian Matthews John Barnett |
| Raffles | Brian Matthews |
| Refreshments | Mike Jedlick |
| Trout in the Classroom | Randy Teeple Richard Dekker |
| Video Library | Fred Roberts |
| Website | Jerry Phan Tod Suttle |

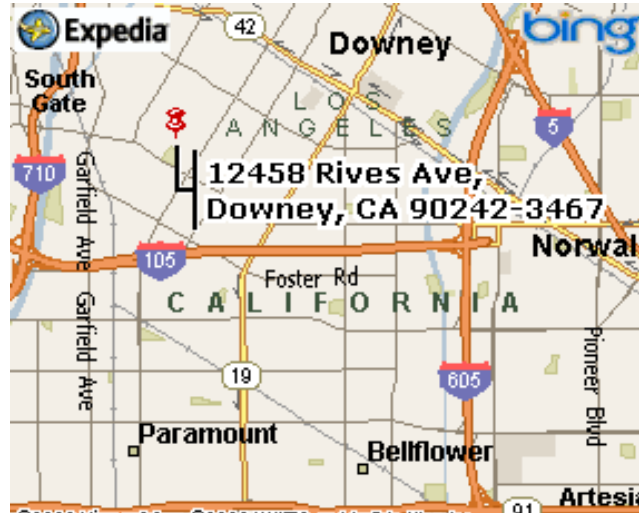
DFF Supports:



Cal Trout



PO Box 516
Downey, CA 90241



-The Apollo Park Senior Center is located on the corner of Rives Avenue and Quill Drive just west of Paramount Boulevard and just north of Imperial Highway.

Attention: There will not be a meeting at Apollo Park in December due to the Christmas Potluck. Hope to see you there.

